



C16ENTHW20.00 TIER 4_STAGE IV



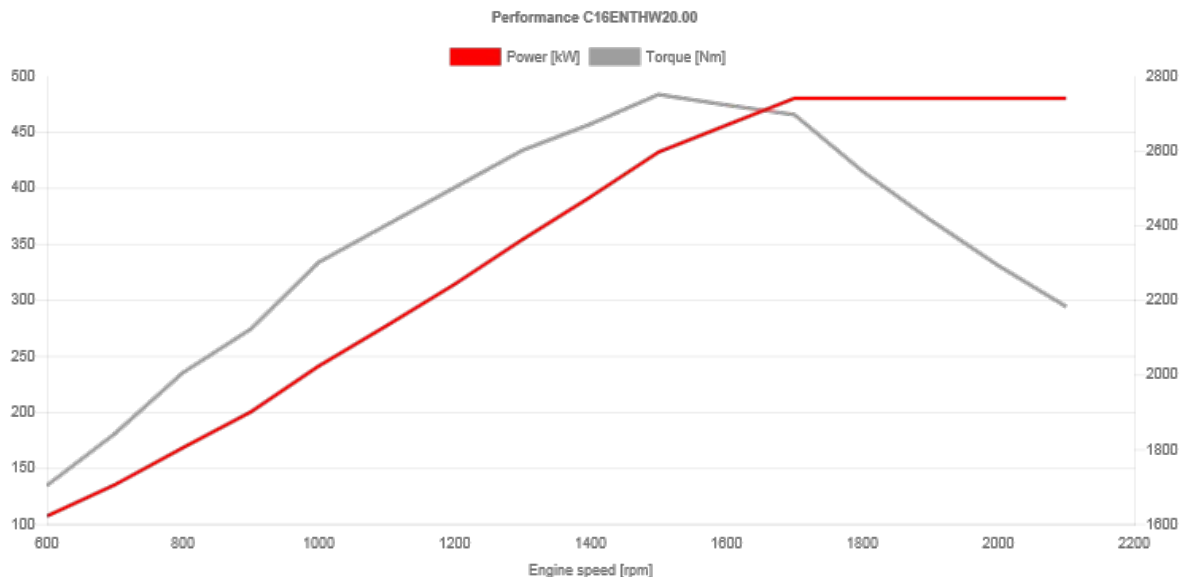
Maintenance

Fuel filter change	see dedicated GOLD Book document on fluids
Fuel pre-filter change	see dedicated GOLD Book document on fluids
Belt replacement	1200
Valve lash check /adjustment	2400
DPF filter service	-
Coolant change	see dedicated GOLD Book document on fluids

Engine Noise

		rated speed	max power	max torque
Overall sound pressure (engine only)	dBA		N/A	
Overall sound pressure (with accessories only)	dBA		N/A	
Exhaust noise (w/o Muffler)	dBA		N/A	
Noise spectrum (octave analysis performed at the position of maximum noise) - diagram	Table dB-Hz		N/A	
Boost pressure (compressor outlet)	kPa	229	229	204
Pressure drop on charge air cooling system	kPa	N/A	N/A	N/A
Max temperature after HP-Compressor	°C	N/A	N/A	N/A
Boost temperature (includes EGR effect)	°C	190	190	170
Back pressure before DOC	kPa	N/A	N/A	N/A
Exhaust Gas Temp between HP-TC	°C	N/A	N/A	N/A
Max Exhaust Gas Temp (after TC)	°C	489	489	492
Max admitted back pressure after SCR	kPa	N/A	N/A	N/A
Max admitted back pressure after TC	kPa	N/A	N/A	N/A
LP-CAC water flow (for $\Delta T=6^{\circ}\text{C}$)	l/s	-	-	-

Engine Performance data



Performance_C16ENTHW20.00_20190517120039565



C16ENTHW20.00 TIER 4_STAGE IV



Engine speed [rpm]	Power [kW] Power [kW]	Torque [Nm] Torque [Nm]
600	107	1703
700	135	1842
800	168	2005
900	200	2122
1000	241	2301
1100	277	2401
1200	314	2501
1300	354	2601
1400	392	2671
1500	432	2750
1600	456	2722
1700	480	2696
1800	480	2545
1900	480	2414
2000	480	2292
2100	480	2182

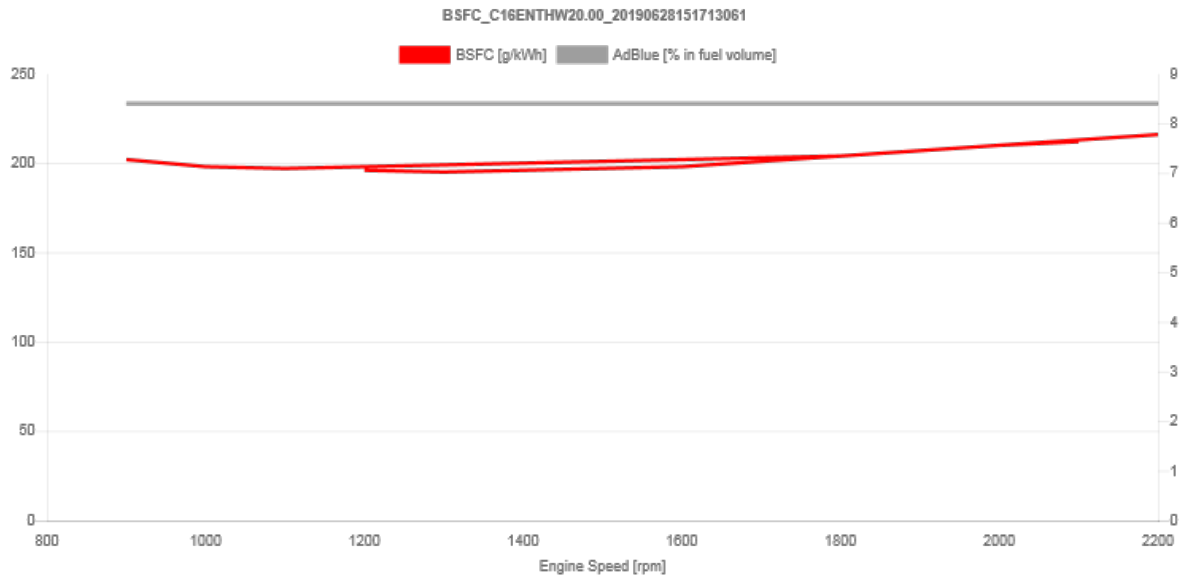
Rated Power [*]	kW	480
Rated speed	rpm	2100
Specific Power (rated)	kW/l	30
Max Power (peak)	kW	480
Power speed (peak)	rpm	2100
Specific Power (peak)	kW/l	30
BMEP @max Power	bar	17.3
Mean Piston Speed	m/s	10.5
Max Torque	Nm	2750
Max Torque speed	rpm	1500
Specific Torque	Nm/l	173
BMEP @ max Torque	bar	N/A
Torque rise	%	20.6
Torque @ 1000 rpm	Nm	2300
Max no load governor speed	rpm	2150
Nominal idling speed	rpm	600
Best Point BSFC	g/kWh	193
Engine brake power @ rated speed	kW	63
Engine brake power in over speed	kW	97

Maximum Rating Performance Data [*]

Power output	kW	480	480	432
Torque	Nm	2182	2292	2750
Speed	rpm	2100	2000	1500
Ambient Temperature	°C	22	22	22
EGR Rate	-	-	-	-
Frictional torque	Nm	283	257	198
Fuel Flow	g/s	28	28	23.5



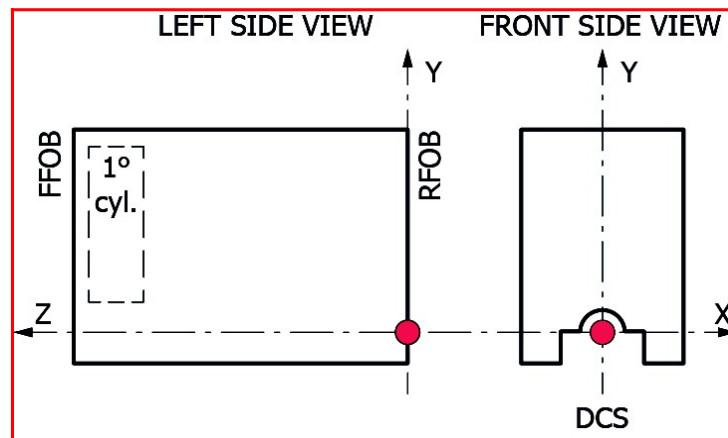
C16ENTHW20.00 TIER 4_STAGE IV



BSFC_C16ENTHW20.00_20190628151713061_20190723145446891

Charge Air Flow	g/s	741	741	556
Exhaust Gas Flow	g/s	769	769	579.5
Total Water cooling power of engine	kW	200	200	165
Total CAC power (air to air)	kW	104	104	70

Images



Principal Moment of Inertia